



CA Bharat M. Shah
B.Com. F.C.A.

B. Shah & Associates
Chartered Accountants

INDEPENDENT AUDITOR'S REPORT

To,

The Partners

Pashupati Cotspin LLP.

At: Nandasan Road, Kadi.

➤ **Report on the Financial Statements**


1. We have audited the accompanying financial statements of M/s. Pashupati Cotspin LLP which comprise the Balance Sheet as at March 31, 2016, the Statement of Profit and Loss and Cash Flow Statement for the year then ended, and a summary of significant accounting policies and other explanatory information

➤ **Management's Responsibility for the Financial Statements**

2. The management is responsible preparation of these financial statements that give a true and fair view of the financial position, financial performance of the LLP. This responsibility includes design, implementation and maintenance of adequate internal control relevant to the preparation and presentation of the financial statements that give a true and fair view and are free from material misstatement, whether due to fraud or error

➤ **Auditor's Responsibility**

3. Our responsibility is to express an opinion on these financial statements based on our audit. We conducted our audit in accordance with the Standards on Auditing issued by the Institute of Chartered Accountants of India. Those Standards require that we comply with ethical requirements and plan and perform the audit to obtain reasonable assurance about whether the financial statements are free from material misstatement.
4. An audit involves performing procedures to obtain audit evidence about the amounts and disclosures in the financial statements. The procedures selected depend on the auditor's judgment, including the assessment of the risks of material misstatement of the financial statements, whether due to fraud or error. In making those risk assessments, the auditor considers internal financial control relevant to the LLP preparation of the financial statements, that give a true and fair view, in order to design audit procedures that are appropriate in the circumstances, but not for the purpose of expressing an opinion on whether the Company has in place an adequate internal financial controls system over financial reporting and the operating effectiveness of such controls. An audit also includes evaluating the appropriateness of accounting policies used and the reasonableness of the accounting estimates made by the Company's management and Board of Directors, as well as evaluating the presentation of the financial statements.





CA Bharat M. Shah
B.Com. F.C.A.

B. Shah & Associates
Chartered Accountants

5 We believe that the audit evidences we have obtained are sufficient and appropriate to provide a basis for our opinion.

➤ **Opinion.**

6. In our opinion and to the best of our information and according to the explanations given to us, the aforesaid financial statements give the information required by the Act in the manner so required and give a true and fair view in conformity with the accounting principles generally accepted in India of the state of affairs of the company as at 31st March, 2016, its profit/loss for the year ended on that date.

➤ **Report on Other Legal and Regulatory Requirements**

We report that.-

- a. We have obtained all the information and explanation which to the best of my knowledge and belief were necessary for the purpose of our audit.
- b. In our opinion proper books of account as required by law have been kept by the Company so far as appears from our examination of those books;
- c. The Balance Sheet and statement of Profit and Loss dealt with by this report are in agreement with the books of account.
- d. In our opinion, the Balance Sheet and Statement of Profit & Loss comply with the Accounting Slandered issued by institute Of Chartered Accountants of India.

For, B. Shah & Associates,
Chartered Accountants



Place: Kadi

Date: 15th September, 2016.

B. Shah
[C. A. Bharat M. Shah]

FCA, Proprietor

M. No. 041442

Firm Registration No. 109491W

: PASHUPATI COTSPIN LLP :

: BALANCE SHEET AS ON 31ST MARCH 2016 :

PARTICULARS	SCHEDULE	31-03-2016 AMOUNT[Rs.]	31-03-2015 AMOUNT[Rs]
SOURCES OF FUND :			
Capital Funds			
Partner's Fixed Capital (Contribution)	" A "	230000000	230000000
Partner's Current Capital	" B "	190286352	125931525
Loan Funds :			
Secured Loan	" C "	843620159	816612288
Unsecured Loans	" D "	6276421	154157052
TOTAL : Rs. :		1270182932	1326700866
APPLICATION OF FUND :			
Fixed Assets : [At Book Value]	" E "	629832861	660592475
Investments : At Cost		-	-
CURRENT ASSETS :			
Inventories	" F "	167567926	212942202
Sundry Debtors	" G "	276998519	158080173
Loans,Advances & Deposits	" H "	206357855	333493837
Cash & Bank Balance	" I "	17276815	17507014
TOTAL		668201115	722023226
Less : Current Liabilities & Provisions	" J "	27851044	55914834
Net Current Assets		640350071	666108392
Miscellaneous Expenditure		-	-
TOTAL : Rs. :		1270182932	1326700866

FOR NOTES ON ACCOUNTS


" S "

AS PER OUR SEPARATE REPORT OF EVEN DATE ATTACHED HERE WITH

For, B. SHAH & ASSOCIATES
CHARTERED ACCOUNTANTS & ASSOCIATES

: PASHUPATI COTSPIN LLP :

[BHARAT M. SHAH]
PROPRIETOR
M.NO. 041442



[SAURINBHAI J. PARIKH]
DESIGNATED PARTNER

[TUSHAR R. TRIVEDI]
DESIGNATED PARTNER

PLACE : KADI
DATE :15th Sept. 2016.

PLACE : KADI
DATE :15th Sept. 2016.

: PASHUPATI COTSPIN LLP :

: PROFIT AND LOSS ACCOUNT FOR THE YEAR ENDED 31ST MARCH 2016 :

PARTICULARS	SCHE DULE	31/03/2016 AMOUNT [Rs.]	31-03-2015 AMOUNT [Rs.]
INCOME :			
Sales	" K "	2489027803	2572604831
Others Income	" L "	146784237	137659067
TOTAL INCOME : Rs. :		2635812040	2710263898
EXPENSES :			
Raw Material Consumed	" M "	2065075274	2227203708
Consumable & Other Spare Parts Consumed	" N "	43320722	29032115
Change in inventories of Finished Goods	" O "	43137319	12174145
Direct Expenses	" P "	185012253	158867749
Selling, Administrative & General Expenses	" Q "	23648744	13810756
Financial Expenses	" R "	134147244	153057261
Depreciation Exp.	" E "	95003413	103271169
TOTAL >>>>>>>>>>		2589344968	2697416903
Profit Before Tax		46467072	12846995
Provision for Taxation		-	-
Profit After Tax		46,467,072	12,846,995

FOR NOTES ON ACCOUNTS

" S "

AS PER OUR SEPARATE REPORT OF EVEN DATE ATTACHED HERE WITH

For, B. SHAH & ASSOCIATES
CHARTERED ACCOUNTANTS

: PASHUPATI COTSPIN LLP :

B. Shah
[BHARAT M. SHAH]
PROPRIETOR
M.NO. 41442



Saurinbhai J. Parikh
[SAURINBHAI J. PARIKH]
DESIGNATED PARTNER

Tushar R. Trivedi
[TUSHAR R. TRIVEDI]
DESIGNATED PARTNER

PLACE : KADI
DATE :15th Sept. 2016.

PLACE : KADI
DATE :15th Sept. 2016.

: PASHUPATI COTSPIN LLP :

: SCHEDULE " B " :

: PARTNER'S CURRENT CAPITAL ACCOUNTS :

PARTNERS NAME	Share of Profit & Loss	OPENING BALANCE AS ON 01-04-2015	ADDITION DURING THE YEAR			TOTAL	WITH - DRAWL	CLOSING BALANCE AS ON 31-03-2016
			ADDITION	SALARY	INTEREST			
Trivedi Ashishbhai Rameshchandra	8%	1572824	0	0	1997282	3717366	0	7287472
Patel Bhaveshbhai Jayantibhai	8%	1571920	5000000	0	2379705	3717366	0	12668991
Patel Daksheshbhai Jayantibhai	5%	1034230	7500000	0	1827193	2323354	0	12684777
Parikh Falguniben Miteshbhai	16%	19944004	10000000	0	5119755	7434731	15000000	27498490
Parikh Hariprabhaven Arvindbhai	16%	19808387	0	0	5660838	7434731	0	32903956
Patel Mukeshbhai Vitthalbhai	8%	1437048	0	0	1983705	3717366	0	7138119
Parikh Renukaben Jagdishbhai	16%	52477565	0	0	8292510	7434731	25000000	43204806
Parikh Saurinbhai Jagdishbhai	17%	26607929	26000	0	6573002	7899402	0	41106333
Brahmbhatt Toralben Urdeepbhai	3%	538957	0	0	743895	1394012	0	2676864
Trivedi Tusharkumar Rameshchandra	3%	938661	0	0	783870	1394012	0	3116543
TOTAL : Rs. :		125931525	22526000	0	35361755	46467071.65	40000000	190286352



: PASHUPATI COTSPIN LLP :
: SCHEDULE " C " :
: SECURED LOANS :

PARTICULARS	31-03-2016 AMOUNT [Rs.]	31-03-2015 AMOUNT [Rs.]
SECURED LOANS :		
Oriental Bank Of Commerce - Term Loan Spinning	459742166.00	550246167.00
Oriental Bank Of Commerce - Term Loan Godown	37200000.00	0.00
Oriental Bank Of Commerce - Term Loan Ginning	35000006.00	45000002.00
Oriental Bank Of Commerce - C.C. A/c. - Ginning	193009478.00	112729754.00
Oriental Bank Of Commerce - C.C. A/c. - Spinning	118668509.00	108636365.00
Total : Rs. :	843620159.00	816612288.00

: PASHUPATI COTSPIN LLP :
: SCHEDULE " D " :
: UNSECURED LOANS :


PARTICULARS	31-03-2016 AMOUNT [Rs.]	31-03-2015 AMOUNT [Rs.]
Patel Babubhai Somabhai	0.00	785792.00
Patel Divyaniben Babubhai	2269767.00	2048526.00
Patel Jigishaben Alpeshbhai	794418.00	716984.00
Patel Vanitaben Babubhai	794418.00	716984.00
Patel Jaiminkumar Babubhai	1208910.00	1208910.00
Patel Maheshkumar Babulal	0.00	1088019.00
Patel Narmadaben Sureshbhai	0.00	4935176.00
Patel Pinkesh Atulkumar	1208908.00	1208908.00
Pashupati Enterprise	0.00	141447753.00
Total : Rs. :	6276421.00	154157052.00



: SCHEDULE " E " :

: FIXED ASSETS :

NAME OF THE ASSETS	RATE OF DEPRECIATION	OPENING W.D.V. AS ON 01-04-2015	ADDITION BEFORE 30/09/2015	ADDITION AFTER 30/09/2015	TRANSFER DURING THE YEAR	DEPRECIATION DURING THE YEAR	CLOSING BALANCE AS ON 31-03-2016
GINNING UNIT :							
Building Capital	10%	14767111	667108	270300	0	1556937	14147582
Electric Capital	15%	3982602	0	0	0	597390	3385212
Erections Works	15%	56574	0	0	0	8486	48088
Machinery Capital - Local	15%	23013395	0	0	0	3452009	19561386
Machinery Capital - OGS	15%	10637742	0	0	0	1595661	9042081
Airconditioner Capital	15%	353025	0	105420	0	40574	417871
Building Capital - Godown	15%	0	2302044	51029477	0	2621052	50710469
Computer Capital	60%	154456	0	0	0	92674	61782
Computer Capital	60%	10022	0	0	0	6013	4009
Computer Software	60%	210000	0	0	0	126000	84000
Hand Pallet	15%	36140	0	0	0	5421	30719
Land Capital	15%	19387328	0	0	0	0	19387328
Refrigerator Capital	15%	30559	0	0	0	3056	27503
Solar Rooftop Assets	15%	1190476	0	0	0	178571	1011905
Tubewell Capital	15%	539222	0	0	0	80883	458339
Vehicle Capital - Bolero	15%	406298	0	0	0	60945	345353
Vehicle Capital - Tractor	15%	517167	0	0	0	51717	465450
Vehicle Capital - Forklift	15%	2042351	0	0	0	306353	1735998
Vehicle Capital - Maruti Van	15%	0	270000	24000	0	42300	251700
Vehicle Capital - Swift Dzire	15%	0	868801	0	0	43440	825361
Vehicle Capital Tract. & Loader	15%	1475834	0	561000	0	263450	1773384
Weight Bridge Capital	15%	809550	0	38000	0	124283	723267
SPINNING UNIT :							
Building Capital	10%	86451748	3730416	114075	0	9023920	81272319
Electric Capital - OGS	15%	7449896	0	0	0	1117484	6332412
Electric Capital - Spinning.	15%	10376023	0	120115	0	1556403	8939735
Erections Works - Machinery	15%	4777753	0	766874	0	774179	4770448
Machinery Capital - Imported	15%	115402583	1092069	0	0	17459653	99034999
Machinery Capital - Local	15%	88685667	1049100	0	0	13460215	76274552
Machinery Capital - Spinning	15%	267828953	1235000	0	0	40354343	228709610
TOTAL : Rs. :		660592475	11214538	53029261	0	95003413	629832861



: PASHUPATI COTSPIN LLP :
: SCHEDULE " F " :
: CURRENT ASSETS, LOANS & ADVANCES :

PARTICULARS	31-03-2016 AMOUNT [Rs.]	31-03-2015 AMOUNT [Rs.]
<u>CURRENT ASSETS :</u>		
<u>STOCK IN TRADE :</u>		
[As per inventories taken, valued & certified by the partner of the firm.]		
<u>Raw Material, Spares & Others</u>		
Shankar Cotton	3800000.00	11795490.00
Bardan Stock	2034270.00	1379041.00
Other Packing Material Stock	1721860.00	1215803.00
Machinery Spare Parts (Ginning + Spinning)	7931487.00	3334239.00
	15487617.00	17724573.00
<u>Finished & Traded Goods</u>		
Stock Of Yarn Combed	45649739.00	34231963.00
Stock Of Comber Cotton	2527389.00	2829101.00
Stock Of Delinting Cottonseeds	11356693.00	908366.00
Stock Of Delinting Rui	2554008.00	3230149.00
Stock Of Licing Cotton	359305.00	0.00
Stock Of Other Cotton Waste	984971.00	650526.00
Stock Of Shankar Cottonseeds	25119078.00	28284218.00
Stock Of Shankar Rui	54979278.00	116496761.00
	143530461.00	186631084.00
<u>Goods In Process : (Work In Progress)</u>		
Work In Process	8549848.00	8586545.00
	8549848.00	8586545.00
Total : Rs. :	167567926.00	212942202.00



: PASHUPATI COTSPIN LLP :


: SCHEDULE " G " :

: SUNDRY DEBTORS :

PARTICULARS	31-03-2016 AMOUNT [Rs.]	31-03-2015 AMOUNT [Rs.]
SUNDRY DEBTORS :		
Agrawal Polytex	352818.00	256316.00
Alok Industries Limited	718797.00	0.00
Bhavana Textiles Pvt Ltd	0.00	43521.00
Banswara Syntex Ltd.	61098.00	0.00
Azeen Exim Pvt. Ltd.	45000.00	0.00
G L Thread	0.00	1945890.00
Kalpesh Synthetics Pvt Ltd	0.00	635544.00
Mamta Enterprise	1317836.00	0.00
Mordern Demin Limited	(100000.00)	0.00
Bhargav Oil Industries	316290.00	0.00
Madhav Oil Industries	241636.00	0.00
Nandan Denim Limited	0.00	1056869.00
Nova Textiles Pvt. Ltd.	2974937.00	0.00
Nisha Textiles	0.00	131806.00
Natraj Industries	658130.00	0.00
Reshma Fabrics	214269.00	0.00
Omax Costspin Pvt Ltd	0.00	82591.00
JK Enterprise	7249988.00	0.00
Kalpvrksh Impex Pvt. Ltd.	8896.00	0.00
Patidar Cotspin Pvt Ltd	0.00	2389.00
Pravin Exim Pvt. Ltd.	12238954.00	0.00
Ankleshwar Trading Company	472036.00	0.00
Ashutosh Trading Company	203.00	0.00
Roman Hosiery	0.00	218181.00
Rsl Dyecot Pvt Ltd	426214.00	461657.00
Shrikant Broth	4172485.00	1675238.00
Texaco Synthetics Pvt Ltd.	21944.00	0.00
Abc Cotspin Pvt Ltd	0.00	(50462.00)
Bhadresh Trading Corporation- 14/15	11263586.00	97537287.00
Sparsh Fabrics Pvt. Ltd.	479902.00	0.00
D. D. Cotton Pvt. Ltd.	1434037.00	0.00
Dharani Textile Pvt.Ltd.	5057680.00	10613707.00
DML Exim Pvt Ltd	0.00	72560.00
Tirupur Surya Textile Pvt Ltd	18057847.00	18057847.00
R. K. International	1425767.00	0.00
Rishabh Spinning Mills - Nahar Spinning Mills Ltd.	33603.00	0.00
TZ Cotton India Pvt Ltd	460435.00	846807.00
Shree Mahalaxmi Industries	18055.00	0.00
U B Cotton Pvt Ltd	109382.00	102605.00



Geeta Oil Mill	0.00	739646.00
Ashutosh Trading Co. PY	27358.00	0.00
Ashutosh Trading Co. RK.	409275.00	0.00
K R Industries	0.00	832393.00
M R Oil Mill	0.00	533175.00
Badrifal Dwarka Prashad	1808.00	0.00
Mangalam Oil Industries	0.00	(884.00)
Pashupati Oil Industries	20990685.00	4190645.00
Sandaram Oil Industries	235494.00	0.00
Patel Oil Industries	0.00	1316462.00
Balaji Enterpries - RK.	4555684.00	0.00
Prayosha Oil Industries	0.00	987525.00
Rajeshwari Ginning Factory	0.00	1082538.00
Weifang Dagy Trading Company	(82041.00)	0.00
Bhutda & Company	450693.00	0.00
Shiv Industries	0.00	1238555.00
Ramdev Traders-Mayur	0.00	875.00
Vitrang Trading Co	0.00	969.00
Vonid Textiles	(21874.00)	0.00
Virat Spinners Pvt. Ltd.	341676.00	0.00
Anjani Pashu Ahar Udhayog	0.00	314674.00
Arihant Trading Company	0.00	238343.00
Ganesh Cattle Food-Ramakrishna	0.00	4720130.00
Ganesh Trading Company	417425.00	323340.00
Kailashchand Shyamsundar	6113.00	0.00
Jain Pashu Ahar	0.00	336804.00
Kishan Cattle Feed	3386.00	0.00
Lakshmi Oil & Gining Factory	0.00	570482.00
Kunj Bihari Sunilkumar -Birdichand	2019.00	0.00
Kishan Corporation- PY	(267.00)	0.00
Maa Bhavani Oil Industries	9103.00	339331.00
Laxmichand Kirana Stores	446862.00	0.00
Mahalakshmi Krushi Bhandar	1183.00	0.00
Mahavirchand Jain And Company	0.00	1775298.00
Makraniya Oil Mill	0.00	335544.00
Mateswari Oil Industries	10366.00	344674.00
Mukeshkumar Avnishkumar	3999.00	346385.00
P M Trading	0.00	345972.00
Prakashchandra Sureshchandra	1750.00	1750.00
Prashant Enterprise	430858.00	0.00
S S Industries	0.00	309055.00
Satya Narian & Sons	340.00	0.00
Shree Gurujitendra Surya Trading-Payrelal	8856.00	1141402.00
Sitaram Narenrakumar Oil Product	432954.00	416196.00
Shree Satya Narian Oil And Floors Miils	433946.00	0.00
Sualal Balkishan	458731.00	660993.00
Aarvee Denim Exports Ltd	779990.00	1193880.00



Pallavi Fibers Pvt. Ltd.	(5054.00)	0.00
Acme Yerns Pvt. Ltd.	1029168.00	0.00
Kanak Enterprise	(10540.00)	0.00
Deepshikha Exim Pvt Ltd	0.00	9879.00
Veer Raghav Traders - R.K.	1749101.00	0.00
Parekh Textiles Pvt. Ltd.	(2452.00)	0.00
Veer Raghav Traders - Birdichand	1339125.00	0.00
Kaushik Cotton Corporation	0.00	(31099.00)
S K. Textiles	(88158.00)	0.00
Shri Mahadev Corporation	(30638.00)	0.00
Krunal Cotton Corporation	48273.00	0.00
Shri Sainath Cotton Pvt. Ltd.	(9377.00)	0.00
Saum Overseas Ltd.	16684.00	16684.00
Shyam Textiles	(4888.00)	0.00
Vinayak Trading Company	859809.00	0.00
Mittal Enterprise	(27332.00)	0.00
Eurotex Industries And Exports Ltd	0.00	(18000.00)
Mahaveer Enterprise	(9341.00)	0.00
Suvidha Spinners Pvt. Ltd.	26922.00	0.00
Jai Mata Spintex	0.00	(4974.00)
Keshariya Trading Company	0.00	(218822.00)
Pashupati Enterprise	138547285.00	0.00
S Raja Export Pvt Ltd-Sharafi	4151876.00	0.00
Mascot Bulcon	10860.00	0.00
Synchronized Supply Systumes Ltd.	69232.00	0.00
Mistri Of Textiles Projects	161000.00	0.00
Advances for Purchase and Expenses		
Shree B. V. Oil Industries	29088767.00	0.00
Total : Rs. :	276998519.00	158080173.00




: PASHUPATI COTSPIN LLP :
: SCHEDULE " H " :
: LOANS & ADVANCES & DEPOSITS :

PARTICULARS	31-03-2016 AMOUNT [Rs.]	31-03-2015 AMOUNT [Rs.]
<u>LOANS, ADVANCES & DEPOSITS:</u>		
<u>LOANS & ADVANCES :</u>		
Pashupati Solar Pvt. Ltd.Share Investment	26000.00	0.00
Miteshbhai Jagdishbhai Parikh	120891957.00	13975787.00
Pashupati Cotton Industries-Sharafi	2409246.00	208228568.29
S Raja Export Pvt Ltd-Sharafi	0.00	1877070.00
Patel Pinal Pravinkumar	554000.00	0.00
<u>Advances payment for Assets and Expenses</u>		
Rajkumar	100000.00	0.00
Dakshaben L Bhatt (Land Purchase)	225000.00	0.00
Damodarbhai Ishwarbhai Patel (Land Purchase)	295000.00	0.00
Dilipbhai Shankarbhai Patel (Land Purchase)	50000.00	0.00
Pallaviben J Patel (Land Purchase)	55000.00	0.00
Rambhai Ranchodbhai Patel	250000.00	0.00
Taraben Sureshbhai Patel	300000.00	0.00
Tikendrabhai Tribhuvandas Patel	85000.00	0.00
Vishrutbhai K Patel	55000.00	0.00
<u>(For Value to be Received)</u>		
CST Registration Deposit	0.00	10000.00
GEB Deposit	2365053.00	1358503.00
VAT Registration Deposit	0.00	10000.00
Receivable Electricity Deposit Interest	157089.00	110038.00
Samiran Das(Staff Advance)	0.00	10000.00
Shakti Gas Deposit of Cylinder	34000.00	17000.00
Prepaid Insurance	927737.00	486670.00
Receivable Road Permit Tax (Fork Lift)	0.00	47721.00
Receivable from Insurance Co.	87378.00	487119.00
<u>Recievable under various Schemes</u>		
Receivable Interest-Textiles Policy-Gin-Mch	324757.00	407419.69
Receivable Interest-Textiles Policy-Sp-Mch	7113778.00	8179140.52
Receivable Interest-Tuf-Gin-Mch	903415.00	1531856.00
Receivable Interest-Tuf-Sp-Mch	6355395.00	7417789.00
VAT Receivable (Incentive Scheme)	45523489.00	46754553.00
Receivable Electricity Duty-Ginning	2585523.00	1424897.00
Receivable Electricity Duty-Spinning	511538.00	511538.00
Receivable Electricity Textile Policy-Spinning	6456597.00	5673159.00
<u>Balance with Government Authorities</u>		
Excise Recivable	1749284.00	22601589.43
Sales Tax Refund (2013-14)	976391.00	976391.00
Sales Tax Refund (2014-15)	3760008.00	1500296.00
Income Tax Refund (A.Y. 2014-15)	0.00	54359.00
TDS Receivable	1230220.00	2308011.00
VAT Receivable	0.00	7534362.00
Total : Rs. :	206357855.00	333493836.93



: PASHUPATI COTSPIN LLP :
: SCHEDULE " I " :
: CASH AND BANK BALANCES :

PARTICULARS	31-03-2016 AMOUNT [Rs.]	31-03-2015 AMOUNT [Rs.]
<u>CASH & BANK BALANCES :</u>		
<u>[A] : Bank Balance with :</u>		
Oriental Bank Of Commerce-Current A/c.	4166.00	9009566.00
HDFC Bank Limited	290230.00	15254.00
FDR With Oriental Bank Of Commerce - EPCG	2896177.00	2591705.00
FDR With Oriental Bank Of Commerce - UGVCL	1403875.00	1319556.00
FDR With Oriental Bank Of Commerce - Other	5516857.00	0.00
	10111305.00	12936081.00
<u>[B]. Cash On Hand</u>	7165510.00	4570933.00
Total : Rs. :	17276815.00	17507014.00



: PASHUPATI COTSPIN LLP :
: SCHEDULE " J " :
: CURRENT LIABILITIES & PROVISIONS :


PARTICULARS	31-03-2016 AMOUNT [Rs.]	31-03-2015 AMOUNT [Rs.]
<u>CURRENT LIABILITY & PROVISIONS:</u>		
<u>Creditors for Goods</u>		
Bajrang Cotgin Pvt Ltd	0.00	278560.00
Amivarsha Industries	263005.00	0.00
Bajrang Cotspin	0.00	162180.00
Dariyalal Industries	0.00	196776.00
Jay Dwarkadhish Cotton Industries	0.00	443669.00
Hariom Ginning Industries Pvt. Ltd.	8857.00	0.00
Pashupati Cotton Industries- Trading	12000.00	0.00
Uday Cotton Industries	270352.00	0.00
Kalptaru Cotton Co	0.00	62373.00
Parishram Cotton Industries	0.00	245161.00
Himdeep Enterprise	3766.00	0.00
Raghuvanshi Cotton Ginning And Pressing Pvt Ltd	0.00	313217.00
Ramdev Cotton & Oil Industries	10000.00	0.00
Rushi Cotex Pvt Ltd-Pur	0.00	10937064.00
Kalpatru Cotton Company	62373.00	0.00
Sankalp Cotton And Oil Industries	23156.00	23156.00
Shiv Cotgin Pvt Ltd	0.00	160108.00
Shree Ambica Cotton Industries	0.00	137179.00
Shree Sadbhav Cotton Industries	(15148.00)	143865.00
Shree Siddheswari Ginning Co	0.00	184484.00
Shreeji Cotex	0.00	224938.00
Super Cotton Industries	60000.00	434908.00
Umesh Industries Pvt Ltd	248252.00	10382792.00
Vrundavan Ginning Industries	0.00	497215.00
Jay Ambe Cotton Industries	0.00	273864.00
Zenith Spinners	32793.00	0.00
Kasera Ginning Factory	0.00	889063.00
Meghdoot Ginning And Pressing Industries Pvt Ltd	0.00	179677.00
Shivam Cotton Industries	0.00	529913.00
Vinayak Cotspin	0.00	265860.00
Bhagyoday Trading Co	47903.00	274704.00
Bhavani Cotton Company	485446.00	0.00
Chamunda Traders	1050.00	0.00
Devam Enterprise	8925.00	48825.00
Nexus Infratech Pvt. Ltd.	4000.00	0.00
Patel Vishnubhai Somabhai	42278.00	0.00
Santram Industries	23051.00	0.00
Mohammadsadik Mohammadfawal Bhoyniwala	29640.00	29640.00
Poojan Electricals	60047.00	151006.00
Rangshree Marketing	0.00	18408.00
Satyanarayan Plywood And Hardwer	8092.00	8092.00
Shree Prefeb Steels Pvt Limited	16047.00	107310.00
Shree Steel Buliting Technology	1400430.00	0.00
Senior Super Sales Associates	(7000.00)	0.00
Arc Cn Ciel-Ginning	(66108.00)	(54585.00)
Adhunik Transport Organisation Ltd	(26000.00)	(26000.00)




Aira Pneuinatics	44225.00	0.00
Nagreeka Export Ltd	(400000.00)	(400000.00)
Naren Electronics & Serices	748.00	0.00
Navrang Roadlines Pvt. Ltd.	(249.00)	0.00
Parfact Engineering Corporation	3507.00	0.00
Premier (India) Bearing Ltd.	7053.00	0.00
Prashant R Mehta	(7777.00)	(7777.00)
Raj Rajeshwari Enterpries	0.00	(41985.00)
Rajsamadhiyala Sintex Pvt. Ltd.	3675.00	0.00
Ashish R. Shah	4700.00	0.00
Avenue Readways	15500.00	0.00
Sakthi Textile Engineering	(141137.00)	(79050.00)
Saurer Textile Solutions Pvt Ltd	(94462.00)	(101577.00)
Spinfree System	0.00	(387345.00)
Supernova Technologies Pvt Ltd	3800.00	(20000.00)
Batliboi Ltd Guj	(32237.00)	(396901.00)
Batliboi Ltd - Erections	7928.00	0.00
Gordhanbhai-Shree Hingraj Builder	(7000.00)	(7000.00)
Kirloskar Toyota Textiles Machine P Ltd (Kttm)	(350647.00)	(53335.00)
Lakshmi Machine Works Limited	(275456.00)	(294379.00)
Deligent Ginning Machinery Pvt. Ltd.	2000.00	0.00
Dhrumil Hydralulics & Engineers	28722.00	0.00
Lotus Airtech Pvt Ltd	(700000.00)	(220000.00)
Murata Machinery Ltd-Erection	(2100.00)	(2100.00)
N. Mehta & Co.	14960.00	0.00
Perfect Equipments Pvt Ltd	(11797.00)	(272977.00)
Poojan Engineers	20115.00	(100000.00)
Prahan Industries	2710.00	0.00
Success Water Treatmnt	(20930.00)	(20930.00)
Supreme Engineering	(3644.00)	(3644.00)
Team 365	9537.00	(742000.00)
Tecso Projects Ltd	(365673.00)	(365673.00)
Truetzchler India Private Limited	(163526.00)	(120203.00)
Truetzchler India Private Limited-Erection	(50365.00)	(50365.00)
Vaibhavlaxmi Exports Pvt. Ltd.	(15173.00)	0.00
Veejay Lakshmi Engineering Works Ltd	(72761.00)	(72761.00)
Voltas Limited-Erection	0.00	(23307.00)
Yakubbbhai Ismail Sachorya	(864.00)	(864.00)
Adinath Elctricals	69226.00	58433.00
Anand Farm & Nursery	26625.00	0.00
Anmol Electricals Works	1380.00	0.00
Agro Trading Co	0.00	57973.00
Allwin Weighting Systems	10000.00	10000.00
Amity International - Amitbhai Parikh	108450.00	0.00
Apco Agencies	161925.00	655900.00
Aastha Corporation	2808.00	0.00
Apico Textiles	2725.00	2725.00
Bagadiya & Jain	13740.00	14250.00
Balagee Textiles Works	29450.00	0.00
D N Enterprise	18955.00	18955.00
Darsh Enterprise	46933.00	0.00
Dolani Wealding Works	3450.00	0.00
Elgi Electric And Industries Limited- Erection	0.00	1926.00
Elgi Electric And Industries Limited.	(118.00)	0.00



Dhruvi Brokers	110500.00	0.00
Dushyant S. Thakkar	26900.00	0.00
Ideal Sheet Metal Stampings And Pressing Pvt L	90568.00	90968.00
J Pack Sales And Service	17932.00	2851.00
Jagdamba Engineering Corporation	5901.00	0.00
Jay Ambe Roadlines	24900.00	0.00
Jay Narendrabhai Mehta	17980.00	0.00
Kirloskar Toyota Textiles Machine P Ltd (Erection)	162951.00	162951.00
Mag Solvics Private Limited	14621.00	14771.00
Maher International	34494.00	0.00
Maruti Electricals	0.00	71180.00
Mesdan India Pvt Ltd	(5674.00)	26358.00
Moksha Thermo Plastics Pvt Ltd.	8432.00	90758.00
Murata Machinery India Ltd.	(56729.00)	0.00
Nagar Engineering	2965.00	2965.00
Orient Enterprise Gujarat Pvt Ltd	0.00	1556.00
Perfect Engineering Corporation	0.00	3757.00
R M Enterprises	0.00	158563.00
Radix Innovations Limited	0.00	24074.00
Rogress Techno Pvt Ltd	63676.00	57024.00
S R Freight Carriers	0.00	5500.00
Shiva Transmission Agency	56642.00	202306.00
Shree Yash Vepar Compan	167504.00	517394.00
Soni Group Of Electronics	1900.00	14451.00
Tecso Projects Ltd-Pur	1250000.00	1250000.00
Voltas Limited	50835.00	94482.00
Callon Telecom	2350.00	2500.00
Canspin Industries	78375.00	0.00
Charudatta R. Prayag	90000.00	0.00
Mohammad Javed M Bhoyaniwa	7040.00	7040.00
Bajaj Steel Industries Ginning	1312.00	1412.00
Geo Chem Laboratories Ltd.	7070.00	0.00
Gloiline Equipment Pvt Ltd Ginning	10744.00	10744.00
Safety World - Ginning	0.00	30043.00
Shree Ganesh Auto Care Ginning	0.00	210.00
Star Electric And Eng Co	0.00	16273.00
Adhithyaa Associates	2754.00	2754.00
Adinath Broker	74252.00	4900.00
Adinath Enterprises	16890.00	4610.00
Air Tech Engineers	4688.00	0.00
Ambika Trading Company-Agent	5350.00	5400.00
Amirali Bhimjibhai Gangani	0.00	8000.00
Amtex Accessories	0.00	9080.00
Ashok Devabhai Makwana	31016.00	31016.00
Atira	32264.00	30489.00
Azadkhan	(118775.00)	45905.00
Bhumi Brokers	0.00	291100.00
Blazenet Limited	15595.00	7865.00
Chamunda Broker	0.00	18800.00
Chamunda Treding Co	0.00	1550.00



Chimanlal Maganlal Dalal - Amd	4900.00	4500.00
Chirag Automatic Xerox	2426.00	2526.00
Dalal Bharatkumar Ramanlal	7055.00	7155.00
Dalal Nilaykumar Anilkumar	14750.00	3000.00
Dalal Pyarelal & Sons	180538.00	31389.00
Dalal R B & Co	0.00	5805.00
Dattkrupa Brokers	450.00	450.00
Esha Miteshbhai Parikh-Ware House Rent	152692.00	152692.00
Federation Of India Womemth Enterprise	15041.00	0.00
Gunjan Enterprise	7519.00	3450.00
Gayatri Engineering Co.	43370.00	0.00
Gayatri Gear Sales Corporation	5000.00	0.00
Gurukrupa Enterprise	62900.00	0.00
H Upendrakumar And Co	0.00	1200.00
H Upendrakumar And Co. - Ahmedabad	4450.00	0.00
J M Shah	0.00	1500.00
Birla Corporation Ltd.	48000.00	0.00
J N Corporation	0.00	2700.00
JKL India	(15000.00)	0.00
Kalpesh C Gandhi	0.00	6401.00
Kashyap Logistics	2500.00	2500.00
Kashyap Shipping Agency	0.00	47157.00
Krishna Brokers	0.00	1200.00
Krupa Jignesh Shah	0.00	27360.00
Maheshwari Electricals	0.00	3562.00
Prashant J. Pandaya	10500.00	0.00
Radhaswami Auto	1741.00	0.00
Maheshwari Power Tech	2492.00	2492.00
Manas R Shah	0.00	55305.00
Mayur Canvassing	0.00	3600.00
N C Desai & Co. Kadi	39774.00	284080.00
Nakoda Brokers	4100.00	0.00
Najam Textile	0.00	73675.00
Nest Machinery	1140.00	0.00
Nandishbhai M Maniyar	0.00	111460.00
Pashupati Agro Green Industries	142666.00	142666.00
Patel Dipikaben Naranbhai	3100.00	0.00
Patel Rashmikantbhai Parshottamdas	2000.00	0.00
Poojan Enterprise	2860.00	0.00
Pradeepkumar Chandratan Daga	23580.00	2530.00
Radhe Brokers	0.00	13000.00
Raj Enterprise	26250.00	0.00
Raichura Jay Ashokkumar	0.00	51200.00
Raj Brokers	10750.00	18630.00
Rajshree Brokers	10750.00	0.00
Raja Broker	34654.00	17145.00
Ramakrishna Broker Agency	133639.00	22824.00
Rajan Brokers	4850.00	0.00
Riddhika Enterprise	6688.00	9213.00



Rilesh H. Shah (H Himmatlal Credit Card Payment)	0.00	205.00
Roopesh K Jain	3400.00	3400.00
Suspence A/c.	36790.00	36790.00
S M Impex	42815.00	112400.00
Safal Enterprise	108475.00	0.00
Sadguru Brokers	4995.00	4995.00
Shah Krina Ashishkumar	4700.00	0.00
Sandip Cotton Co	0.00	53900.00
Saraswati Zerox	0.00	345.00
Shah Jigar Abhaykumar	0.00	6660.00
Shah Madhuben Rameshchandra	4100.00	30285.00
Shah Mahendrakumar Nathalal	4700.00	0.00
Shantinath Packaging	6876.00	0.00
Shayona Engineering	0.00	20000.00
Shree Ganesh Card Clothing	550.00	550.00
Shree Shyam Road Carriers		38500.00
Shree Maruti Digital Graphics & Counsultancy	10090.00	0.00
Shree Hari Broker	4783.00	4783.00
Shree Vishnu Broker	4900.00	4900.00
Shubh Broker	4700.00	2200.00
Shubham Packaging	15523.00	15523.00
Shubham Sales Corporation	67331.00	102600.00
Suhag Mahendrabhai Shah	4100.00	0.00
Sree Kamachi Amman Tex Services	8820.00	8820.00
SSM Tex Lab.	12200.00	0.00
Umiya Electric Trading	1610.00	1610.00
Urvashi S Desai	22000.00	28000.00
Vinay Enterprise	14850.00	0.00
Voltamp Power	50.00	0.00
Urvish Broker	0.00	900.00
Vam Enterprise	0.00	218837.00
Ved Brokers	0.00	5265.00
Aqualux Waste Water Technology Pvt Ltd	12758.00	33659.00
B Amratlal And Company	0.00	53783.00
Digicon Automation Pvt Ltd	2036.00	2036.00
Ess Vee Automation	20930.00	20930.00
Ganesh Packaging Corporation	2126.00	54126.00
Gayatri Electrical Works	5166.00	5166.00
Gayatri Packaging Corporation	83866.00	36845.00
Golden Cable Corporation	87318.00	87318.00
Gurjar Labour Contractor	15000.00	15000.00
Jay Ambe Roadways	0.00	2000.00
Jyoti Packaging	20475.00	20475.00
Khodiyar Engineering Works	0.00	1890.00
Khyati Exports	1625.00	1625.00
Kms Enterprise	20356.00	11067.00
Kishan Agriculture & Textiles Research Centre	192317.00	0.00
Kuehna Negal Pvt. Ltd.	8196.00	0.00
Lakshmi Card Clothing	0.00	444611.00
Madhavpriy Engineering	0.00	5250.00



Mega Solutions	0.00	7500.00
N Kantilal And Co	0.00	64185.00
R K Enterprise	9600.00	9600.00
Safety World-Guj	33915.00	33915.00
Shah And Company	1126.00	126126.00
Shanthi Gears Ltd.	11808.00	0.00
Shantinath Textile	35004.00	35004.00
Shiv Agency	32900.00	0.00
Shivam Engineering	21000.00	8149.00
Shivam Enterprise	6174.00	0.00
Shree Gopinath Paper Products Pvt Ltd	352883.00	821007.00
Shree Maruti Associates	0.00	24000.00
Shreerangam Packaging Pvt Ltd	181151.00	446840.00
T4 Texultants Pvt Ltd	100618.00	103618.00
Target Polymers	0.00	171520.00
The Professional Couriers	1225.00	1225.00
Tirupati Brokers - Chandrakant Dalal	17900.00	0.00
Uma Enterprise	2100.00	0.00
Zielen Packaging	0.00	31601.00
Bajaj Steel Industries Limited - Ahmedabad	55658.00	57247.00
Gayatri Trading Company	0.00	22969.00
Goyal Brokers	0.00	500.00
Keshariya Brokers	1820.00	1820.00
Lakshmi Enterprise	4750.00	4800.00
Laxmi Enterprise - Vimala	2050.00	0.00
Laxmi Stationery & General Stores	9536.00	0.00
Patel Mukeshbhai Babulal	6100.00	0.00
Ronak Brokers	340.00	340.00
Shree Kameshwar Corporation	0.00	5300.00
Tiki Tar Industries	8553.00	8553.00
Toyota Industries India Pvt. Ltd.	157249.00	0.00
Yogesh And Company	0.00	300.00
Hitesh V. Shah & Associates	(55555.00)	(55555.00)
S. Lalbhai (Dalal For JKL India)	17084.00	0.00
Royal Sundaram Alliance Insurances Co Ltd	(20891.00)	(16855.00)
Human Wellness Foundation -Charity	253325.00	0.00
3T- Logistics - Godown Party	562500.00	0.00
Micro Turners - Godown Party	66562.00	0.00
Shree Ganesh Industries	50949.00	0.00
OM Logistics - Godown Party	149591.00	0.00
<u>DUTIES & TAXES PAYABLES :</u>		
VAT payable	6531514.00	9416531.00
CST payable	680115.00	0.00
Service Tax payable	201995.00	0.00
TDS payable-Interest	44249.00	2404611.00
TDS payable-Salary	0.00	6951.00
TDS payable-Contractor	49837.00	168930.00
TDS payable-Legal & Professional	40311.00	21666.00
TDS payable-Commision	94470.00	160815.00
<u>Provision for Expenses:</u>		
Unpaid Audit Fees	25000.00	0.00
Unpaid Bonus	2441653.00	1987791.00
Unpaid Market Cess	460275.00	478485.00
Unpaid Electricity Exps (Geb) Spinning	5695790.00	5520284.00
Unpaid Electricity Exps (Geb) Ginning	631104.00	486301.00
Unpaid Professional Tax	57800.00	88680.00
Unpaid Leave Encashment	1279925.00	0.00
Unpaid Provident Fund	90279.00	185027.00
Unpaid Salary	2327689.00	2584426.00
Total : Rs. :	27851044.00	55914834.00



: PASHUPATI COTSPIN LLP :

: SCHEDULE " K " :

: SALES :

PARTICULARS	31-03-2016 AMOUNT [Rs.]	31-03-2015 AMOUNT [Rs.]
Cotton Yarn	940265967.00	844389569.00
Cotton Bales	817169719.00	1176238521.00
Shankar Cottonseeds	383746301.00	388075284.00
Delinter Cottonseeds	246431119.00	42055539.00
D-Linting Rui	16028842.00	0.00
Ginning By Products	0.00	34466466.00
Spinning By Products.	24734503.00	28936932.00
Comber Cotton Wast	60448420.00	58442520.00
Other Scrap Sales-GST	202932.00	0.00
Total : Rs. :	2489027803.00	2572604831.00

: PASHUPATI COTSPIN LLP :

: SCHEDULE " L " :

: OTHER INCOME :

PARTICULARS	31-03-2016 AMOUNT [Rs.]	31-03-2015 AMOUNT [Rs.]
Cash Discount & Allowance	320330.00	561662.00
Quality & Weight Diff Allowances	0.00	1347568.00
Interest Income	23237405.00	27404043.00
FD Interest Income	603526.00	0.00
Weight Bride Income	210450.00	248300.00
Warehouse Rent Income	1050350.00	0.00
Other Income and Kasar Vatav	114868.00	611525.00
Interest Incentive - Gujarat Govt. Policy	32323733.00	36991262.00
Late Payment Charge Income	631235.00	0.00
Interest Incentive - Tuff Scheme	9904886.00	10762599.00
Electricity Incentive - Gujarat Govt. Policy	20294427.00	16562889.00
Textile Ginning VAT Benefit	11384789.00	0.00
Textile Spinning VAT Benefit	46708238.00	43169219.00
Total : Rs. :	146784237.00	137659067.00



: PASHUPATI COTSPIN LLP :
: SCHEDULE " M " :
: RAW MATERIAL CONSUMED :

PARTICULARS	31-03-2016 AMOUNT [Rs.]	31-03-2015 AMOUNT [Rs.]
<u>RAW MATERIAL CONSUMED</u>		
<u>Opening Stock :</u> Shankar Cotton.	11795490.00	3090960.00
<u>Add : Purchase :</u> Shankar Cotton URD. Shankar Cotton RD. Purchase Of Goods	1484541497.00 - 572538287.00	1732870871.00 3348008.00 499689358.96
	2068875274.00	2238999197.96
<u>Less : Closing Stock</u> Shankar Cotton.	3800000.00	11795490.00
	2065075274.00	2227203707.96
Total : Rs. :	2065075274.00	2227203707.96

: PASHUPATI COTSPIN LLP :
: SCHEDULE " N " :
: CONSUMABLE & OTHER SPARE PARTS CONSUMED :

PARTICULARS	31-03-2016 AMOUNT [Rs.]	31-03-2015 AMOUNT [Rs.]
<u>CONSUMABLE AND OTHER STORES & SPARES CONSUMED:</u>		
Opening Stock	5929083.00	1333195.00
<u>Add : Purchase (Including Packing Materials)</u>	49079256.00	33628003.00
	55008339.00	34961198.00
<u>Less : Closing Stock</u>	11687617.00	5929083.00
	43320722.00	29032115.00
Total : Rs. :	43320722.00	29032115.00




: PASHUPATI COTSPIN LLP :
: SCHEDULE " O " :
: CHANGE IN INVENTORY OF FINISHED GOODS & WORK IN PROCESS :

PARTICULARS	31-03-2016 AMOUNT [Rs.]	31-03-2015 AMOUNT [Rs.]
CHANGES IN INVENTORY OF FINISHED GOODS & WORK IN PROCESS:		
Inventory at the end of the year		
Finished Goods	143530461.00	186631083.00
Work in process	8549848.00	8586545.00
Inventory at the beginning of the year		
Finished Goods	186631083.00	207391773.00
Work in process	8586545.00	0.00
Increase / Decrease in Closing Stock : Rs. :	43137319.00	12174145.00

: PASHUPATI COTSPIN LLP :
: SCHEDULE " P " :
: DIRECT EXPENSES :

PARTICULARS	31-03-2016 AMOUNT [Rs.]	31-03-2015 AMOUNT [Rs.]
DIRECT EXPENSES :		
Transportation Expenses for Bales	1807400.00	1181260.00
Electricity Expenses (Power Fuel)	145474546.00	114313499.00
Job Work Exps	4603072.00	7517428.00
Machine Repairs & Maintenance	1818421.00	2660691.00
Market Cess Fees	460290.00	754485.00
Freight Exp.	381434.00	0.00
Factory Expenses	889459.00	402197.00
GEB Charges	253725.00	600000.00
Factory Employee Salary	29323906.00	31438189.00
Total : Rs. :	185012253.00	158867749.00



: PASHUPATI COTSPIN LLP :

: SCHEDULE " Q " :

: ADMINISTRATIVE EXPENSES :


PARTICULARS	31-03-2016 [Rs.]	31-03-2015 [Rs.]
SELLING ADMINISTRATIVE & GENERAL EXPENSES		
Advertisement Exp.	19200.00	28757.00
Audit Fees	25000.00	14250.00
Bonus Salary Exp.	2441653.00	0.00
Staff Welfare Expenses	694204.00	1604827.00
Commission & Brokerage & Dalali Exp.	2436238.00	1975037.00
Conveyance Exp	296359.00	423704.00
Clearing & Forwarding Charge Exp.	437025.00	0.00
Computer Printers Repairing Exp.	67065.00	0.00
EPCG License	0.00	25480.00
Electric Exp.	233421.00	0.00
Factory License Charges	118800.00	13000.00
GPCB NOC Fees	0.00	155000.00
Insurance Exp.	1555897.00	1052022.00
Internet Expenses	0.00	31460.00
Legal & Professional Exps.	350506.00	451104.00
Loading & Boarding Exp.	37500.00	0.00
Loading Unloading Exps	2353008.00	2655366.00
Late Payment Charges	0.00	499332.00
Membership Fees Exp.	36536.00	0.00
Miscellaneous Exp.	695356.00	561677.00
Office Expenses	280539.00	319580.00
Postage & Courier	254153.00	134161.00
Provident Fund Exp	588447.00	445117.00
Pay Leave Salary Exp.	1279925.00	0.00
Quality & Weight Shortage	4399591.00	0.00
Land Rate & Taxes	4600.00	0.00
Repairs & Maintenance	59650.00	164796.00
Sales Tax Expense	14805.00	30637.00
Stationary & Printing Expenses	512759.00	520686.00
Telephone Bill Exp.	21650.00	28609.00
Testing Charges	198624.00	113381.00
Travelling Exp.	8415.00	39827.00
Trade Discount Exp.	1051440.00	0.00
Transport Expense	1172388.00	592270.00
Vehicle Fuel & Repairing Exp.	1965570.00	1930676.00
Weight Bridge Repairing Exp.	38420.00	0.00
Total : Rs. :	23648744.00	13810756.00

: PASHUPATI COTSPIN LLP :

: SCHEDULE " R " :

: FINANCIAL EXPENSES :

PARTICULARS	31-03-2016 AMOUNT [Rs.]	31-03-2015 AMOUNT [Rs.]
FINANCIAL EXPENSES :		
Bank Charges Exp.	126151.65	1205968.00
Bank Interest Exp.	97777741.85	97317669.00
Other Interest Exp.	468064.00	24046113.00
Interest on Partner's Capital	35361755.00	28383855.00
Loan processing fees and other charges	413531.00	2103656.00
Total : Rs. :	134147243.50	153057261.00



PASHUPATI COTSPIN LLP.

SCHEDULE ANNEXURED AND FORMING PART OF BALANCE SHEET

AS AT MARCH 31, 2016.

Notes –S. – Notes On Account.

1. Significant Accounting Policies.

a) Accounting Convention :

The account are prepared by mercantile method of accounting, on the basis of historical cost convention and going concern accounting concept.

b) Revenuc Recognition :

Sales of goods are recognized at the point of dispatch of goods to customers.

c) Fixed Assets :

Fixed assets are valued at cost less depreciation.

d) Depreciation :

Depreciation has been provided by W.D.V. method.

e) Valuation of inventories :

The closing stock is valued at cost or market value whichever is lower.

f) Investments :

Investments are stated at cost.

g) Borrowing Cost :

Borrowing cost that are attributable to be the acquisition or construction of qualifying assets are capitalized as part of the cost of such assets. A qualifying assets is one that are necessarily takes substantial period of time to get ready for its intended use. All other borrowing costs are charged to revenue.




h) Provisions and Contingent Liabilities :

- (I) Provisions in respect of present obligation arising out of past events are made in the account when reliable estimate can be made about the amount of obligation.
 - (II) Contingent liabilities are disclosed by way of note to financial statement, after careful evaluation by the management of the facts and legal aspects of the matter involved.
2. Balance of Debtors, Creditors, Loans & Advances are subject to confirmation and hence subject to adjustment if any, arising out of reconciliation.
 3. Paise is rounded off to the nearest rupee.
 4. When the external evidences in the form of cash memos\ bills, stamped receipts etc. were not available the internal voucher have been provided by the concern and authorized by the authorized signatory.
 5. Closing stock has been taken valued and certify by the partners.

Signatures to schedule "A" to "S"

For, B. Shah & Associates
Chartered Accountants



[CA. Bharat M. Shah]

Proprietor.

M.No. 041442.

Firm Registration No. 109491w.



For, Pashupati Cotspin LLP.



[Saurin J. Parikh]

Designated partner

DPIN: 02136530.



[Tushar R. Trivedi]

Designated partner

DPIN: 06438707.

Place: Kadi.

Date: 15th September, 2016.

Place: Kadi.

Date: 15th September, 2016.